

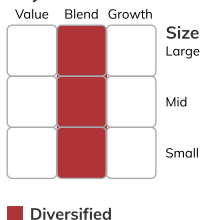
ICICI Prudential Conglomerate Fund

(An open ended equity scheme following Conglomerate theme)

Category
Sectoral/Thematic

Style Box

Style



Scheme Details

Fund Managers** :

Lalit Kumar
(Managing this fund since October, 2025 & Overall 14 years of experience)



Inception/Allotment date: 24-Oct-25



Monthly AAUM as on 30-Nov-25 : Rs. 865.95 crores

Closing AUM as on 30-Nov-25 : Rs. 875.92 crores



Application Amount for fresh Subscription :
Rs. 5,000 (plus in multiples of Re.1)



Min.Addl.Investment :
Rs.1,000 (plus in multiples of Re.1)



Indicative Investment

Horizon: 5 years & above



NAV (As on 28-Nov-25): Growth Option : Rs. 9.96 | IDCW Option : 9.96 | Direct Plan Growth Option : Rs. 9.97 | Direct Plan IDCW Option : 9.97



Exit load for Redemption / Switch out :-
Lumpsum & SIP / STP / SWP Option



- 1% of applicable Net Asset Value - If the amount sought to be redeemed or switched out within 12 months from allotment.
- NIL - If the amount sought to be redeemed or switched out more than 12 months.

Total Expense Ratio @@ :

Other : 2.31% p. a.

Direct : 1.10% p. a.



Portfolio as on November 30, 2025

Company/Issuer	Rating	% to NAV
Equity Shares		93.62%
Auto Components		1.41%
Bhorat Forge Ltd.		1.41%
Automobiles		16.49%
Mahindra & Mahindra Ltd.		8.62%
Bajaj Auto Ltd.		4.52%
TVS Motor Company Ltd.		3.34%
Capital Markets		1.80%
Aditya Birla Sun Life AMC Ltd.		1.80%
Cement & Cement Products		14.56%
Ultratech Cement Ltd.		6.22%
Grasim Industries Ltd.		4.38%
Ambuja Cements Ltd.		3.96%
Consumer Durables		4.99%
Voltas Ltd.		3.24%
Bajaj Electricals Ltd.		1.75%
Electrical Equipment		4.24%
CG Power and Industrial Solutions Ltd.		4.24%
Ferrous Metals		8.10%
JSW Steel Ltd.		3.22%
Jindal Stainless Ltd.		2.55%
Jindal Steel Ltd.		2.33%
Fertilizers & Agrochemicals		3.99%
Coromandel International Ltd.		3.99%
Finance		3.55%
Bajaj Finance Ltd.		3.55%
Industrial Products		3.34%
APL Apollo Tubes Ltd.		3.34%
IT - Software		5.91%
Tech Mahindra Ltd.		3.49%
Zensar Technologies Ltd.		2.42%
Leisure Services		1.70%
The Indian Hotels Company Ltd.		1.70%
Paper, Forest & Jute Products		1.07%
Aditya Birla Real Estate Ltd.		1.07%
Pharmaceuticals & Biotechnology		7.16%
Torrent Pharmaceuticals Ltd.		5.45%
Piramal Pharma Ltd.		1.71%
Power		2.11%
JSW Energy Ltd.		2.11%
Realty		1.28%
Godrej Properties Ltd.		1.28%
Retailing		1.34%
Aditya Birla Fashion and Retail Ltd.		1.34%
Transport Infrastructure		3.31%
JSW Infrastructure Ltd.		2.10%
Adani Ports and Special Economic Zone Ltd.		1.21%
Equity less than 1% of corpus		7.28%
Short Term Debt and net current assets		6.38%
Total Net Assets		100.00%

Top Ten Holdings

Securities and the corresponding derivative exposure with less than 1% to NAV, have been clubbed together with a consolidated limit of 10%.

Top 5 Stock Holdings

Mahindra & Mahindra Ltd.	8.62%
Ultratech Cement Ltd.	6.22%
Torrent Pharmaceuticals Ltd.	5.45%
Bajaj Auto Ltd.	4.52%
Grasim Industries Ltd.	4.38%

Top 5 Sector Holdings

Automobile And Auto Components	18.82%
Construction Materials	14.56%
Metals & Mining	9.03%
Capital Goods	8.46%
Healthcare	7.16%

Benchmark

BSE Select Business Group Index

Quantitative Indicators

The figures are not netted for derivative transactions.

**In addition to the fund manager managing this fund, overseas investment is managed by Ms. Sharmila D'mello.

@@ Total Expense Ratio is as on the last day of the month.

Refer page no. 104 to 113 for details on option, entry load, SWP, STP/Flex STP & minimum redemption amount pertaining to the scheme

For IDCW History: Refer page no. from 150 to 155, For SIP Returns: Refer page no. from 144 to 149, For Investment Objective: Refer page no. from 156 to 158, For Direct returns: Refer page no. from 124 to 141.

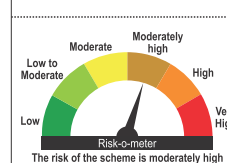
Riskometer

This product labelling is applicable only to the scheme

This Product is suitable for investors who are seeking*:

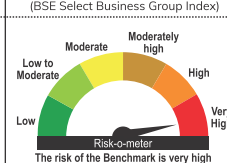
- Long Term Wealth Creation
- An open ended equity scheme investing in equity and equity related instruments following conglomerate theme.

Scheme



Benchmark

(BSE Select Business Group Index)



*Investors should consult their financial advisers if in doubt about whether the product is suitable for them.

ICICI Prudential Mutual Fund Corporate Office

ONE BKC, A - Wing, 13th Floor, Bandra-Kurla Complex, Mumbai 400 051, India.

Tel: 022 - 26525000 Fax: 022 - 26528100, website: www.icicipruamc.com, email id: enquiry@icicipruamc.com

Statutory Details & Risk Factors

Mutual Fund investments are subject to market risks, read all scheme related documents carefully.

Disclaimer: In the preparation of the material contained in this document, the AMC has used information that is publicly available, including information developed in-house. Some of the material(s) used in the document may have been obtained from members/persons other than the AMC and/or its affiliates and which may have been made available to the AMC and/or to its affiliates. Information gathered and material used in this document is believed to be from reliable sources. The AMC however does not warrant the accuracy, reasonableness and / or completeness of any information. We have included statements / opinions / recommendations in this document, which contain words, or phrases such as "will", "expect", "should", "believe" and similar expressions or variations of such expressions, that are "forward looking statements". Actual results may differ materially from those suggested by the forward looking statements due to risk or uncertainties associated with our expectations with respect to, but not limited to, exposure to market risks, general economic and political conditions in India and other countries globally, which have an impact on our services and / or investments, the monetary and interest policies of India, inflation, deflation, unanticipated turbulence in interest rates, foreign exchange rates, equity prices or other rates or prices etc. ICICI Prudential Asset Management Company Limited (including its affiliates), the Mutual Fund, The Trust and any of its officers, directors, personnel and employees, shall not be liable for any loss, damage of any nature, including but not limited to direct, indirect, punitive, special, exemplary, consequential, as also any loss of profit in any way arising from the use of this material in any manner. Further, the information contained herein should not be construed as forecast or promise. The recipient alone shall be fully responsible/are liable for any decision taken on this material.