

ICICI Prudential Nifty200 Value 30 ETF

(An open-ended Index Exchange Traded Fund tracking Nifty200 Value 30 Index)

Category
ETFs

Scheme Details

Fund Managers :

Nishit Patel (Managing this fund since Oct, 2024 & Overall 7 years of experience)
Priya Sridhar (Managing this fund since Oct, 2024 & Overall 23 years of experience)
Ashwini Shinde (Managing this fund since Nov, 2024) (w.e.f. Nov 04, 2024)



Monthly AAUM as on 30-Nov-24 : Rs. 6.59 crores

Closing AUM as on 30-Nov-24 : Rs. 6.67 crores



NAV (As on 29-Nov-24): Rs. 13.0028



Minimum Application Amount :

Through stock exchange – One unit and in multiples thereof. Directly with the mutual fund – in creation unit size viz. 3,50,000 and in multiples thereof



Exit load for Redemption / Switch out

-: Lumpsum Investment Option

Nil



Exchange Listed on:

NSE and BSE

Codes & Symbols:

NSE: VAL30IEIF
BSE: VAL30IEIF | 544275
ISIN: INF109KC16X5



Total Expense Ratio @@ :

Other : 0.30% p. a.



Indicative Investment Horizon: 5 years and above



Inception/Allotment date: 17-Oct-24



Portfolio as on November 30, 2024

Company/Issuer	% to NAV
Equity Shares	99.88%
Banks	15.91%
• State Bank Of India	5.08%
Bank Of Baroda	3.64%
The Federal Bank Ltd.	2.81%
Canara Bank	2.70%
Punjab National Bank	1.68%
Cement & Cement Products	5.66%
• Grasim Industries Ltd.	5.66%
Chemicals & Petrochemicals	1.15%
Tata Chemicals Ltd.	1.15%
Consumable Fuels	4.26%
Coal India Ltd.	4.26%
Diversified Metals	5.07%
• Vedanta Ltd.	5.07%
Ferrous Metals	7.06%
• Tata Steel Ltd.	4.35%
Jindal Steel & Power Ltd.	1.37%
Steel Authority Of India Ltd.	1.35%
Fertilizers & Agrochemicals	2.80%
UPL Ltd.	2.80%
Finance	17.18%
• Power Finance Corporation Ltd.	5.06%
Shriram Finance Ltd.	4.26%
Rural Electrification Corporation Ltd.	3.68%
Piramal Enterprises Ltd.	2.80%
LIC Housing Finance Ltd.	1.39%
Gas	5.10%
GAIL (India) Ltd.	3.25%
Petronet LNG Ltd.	1.85%
Minerals & Mining	1.22%
NMDC Ltd.	1.22%
Non - Ferrous Metals	4.79%
• Hindalco Industries Ltd.	4.79%
Oil	4.88%
• Oil & Natural Gas Corporation Ltd.	4.88%
Petroleum Products	12.74%
• Bharat Petroleum Corporation Ltd.	4.68%
Indian Oil Corporation Ltd.	4.29%
Hindustan Petroleum Corporation Ltd.	3.76%
Power	10.44%
• Power Grid Corporation Of India Ltd.	5.34%
• NTPC Ltd.	5.09%
Equity less than 1% of corpus	1.63%
Short Term Debt and net current assets	0.12%
Total Net Assets	100.00%

• Top Ten Holdings

Securities and the corresponding derivative exposure with less than 1% to NAV, have been clubbed together with a consolidated limit of 10%.

Top 7 Groups Exposure

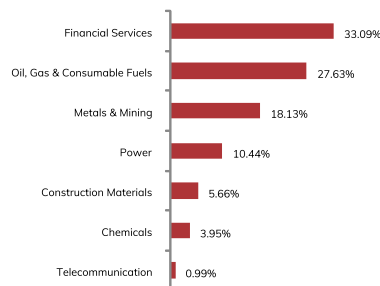
Group Name	Exposure (%)
Government Of India	19.95
Government Of India - FIS	8.73
ONGC	8.65
Govt.of India - Pub.Sect.Banks	6.34
Indian Private-Grasim Industries Ltd.	5.66
Tata	5.50
Government Of India - Sbi	5.08

Capital Line, CRISIL Research

Tracking Difference Data (%) as on 30th November 2024

One Year	Three Year	Five Year	Ten Year	Since Inception
-	-	-	-	-0.14

Top Sectors



Note: *Portfolio Beta, Standard Deviation, R Squared, Sharpe Ratio and Tracking Error of the Scheme is not computed owing to the short time frame since launch of the Scheme."

The figures are not netted for derivative transactions.

Refer Disclaimer of NSE, BSE, NSE Indices Limited (NSE Indices) on page no. 99, respectively.

@@ Total Expense Ratio is as on the last business day of the month.

The Schemes do not offer any Plans/Options.

For Index Methodology: Refer page no. from 81 to 84, For IDCW History: Refer page no. 101, For SIP Returns: Refer page no. 98 to 100, For Investment Objective: Refer page no. from 102 to 104.

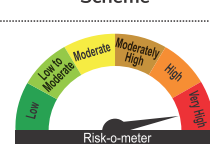
Riskometer

This product labelling is applicable only to the scheme

This Product is suitable for investors who are seeking*:

- Long term wealth creation
- An Exchange Traded Fund that aims to provide returns that closely correspond to the returns provided by Nifty200 Value 30 Index, subject to tracking error.

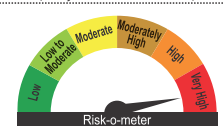
Scheme



The risk of the scheme is very high

Benchmark

(Nifty200 Value 30 TRI)



The risk of the Benchmark is very high

*Investors should consult their financial advisers if in doubt about whether the product is suitable for them.

ICICI Prudential Mutual Fund Corporate Office

ONE BKC, A - Wing, 13th Floor, Bandra-Kurla Complex, Mumbai 400 051, India.

Tel: 022 - 26525000 Fax: 022 - 26528100, website: www.icicipruamc.com, email id: enquiry@icicipruamc.com

Statutory Details & Risk Factors

Mutual Fund investments are subject to market risks, read all scheme related documents carefully.

Disclaimer: In the preparation of the material contained in this document, the AMC has used information that is publicly available, including information developed in-house. Some of the material(s) used in the document may have been obtained from members/persons other than the AMC and/or its affiliates and which may have been made available to the AMC and/or to its affiliates. Information gathered and material used in this document is believed to be from reliable sources. The AMC however does not warrant the accuracy, reasonableness and / or completeness of any information. We have included statements / opinions / recommendations in this document, which contain words, or phrases such as "will", "expect", "should", "believe" and similar expressions or variations of such expressions, that are "forward looking statements". Actual results may differ materially from those suggested by the forward looking statements due to risk or uncertainties associated with our expectations with respect to, but not limited to, exposure to market risks, general economic and political conditions in India and other countries globally, which have an impact on our services and / or investments, the monetary and interest policies of India, inflation, deflation, unanticipated turbulence in interest rates, foreign exchange rates, equity prices or other rates or prices etc. ICICI Prudential Asset Management Company Limited (including its affiliates), the Mutual Fund, The Trust and any of its officers, directors, personnel and employees, shall not be liable for any loss, damage of any nature, including but not limited to direct, indirect, punitive, special, exemplary, consequential, as also any loss of profit in any way arising from the use of this material in any manner. Further, the information contained herein should not be construed as forecast or promise. The recipient alone shall be fully responsible/are liable for any decision taken on this material.