

# ICICI Prudential Nifty 500 Index Fund

(An open ended index scheme replicating Nifty 500 Index)

Category  
Index Schemes

## Scheme Details

### Fund Managers :

Nishit Patel (Managing this fund since Dec, 2024 & Overall 7 years of experience)

Ashwini Shinde (Managing this fund since Dec, 2024)

Inception/Allotment date: 20-Dec-24

Monthly AAUM as on 28-Feb-25 : Rs. 17.05 crores  
Closing AUM as on 28-Feb-25 : Rs. 16.66 crores

Application Amount for fresh Subscription :  
Rs. 100/- (plus in multiple of Re. 1)

### Min.Addl.Investment :

Rs.100/- (plus in multiple of Re.1)

Exit load for Redemption / Switch out :-  
Lumpsum & SIP / STP / SWP Option  
Nil

### Total Expense Ratio @@ :

Other : 1.00% p. a.  
Direct : 0.40% p. a.

Indicative Investment Horizon: 5 years and above

NAV (As on 28-Feb-25): Growth Option : Rs. 8.9321 | IDCW Option : 8.9323 | Direct Plan Growth Option : Rs. 8.9424 | Direct Plan IDCW Option : 8.9424

## Portfolio as on February 28, 2025

Company/Issuer	% to NAV	Company/Issuer	% to NAV
<b>Equity Shares</b>	<b>98.00%</b>	Redington (India) Ltd.	0.08%
<b>Aerospace &amp; Defense</b>	<b>0.88%</b>	<b>Construction</b>	<b>2.35%</b>
Bharat Electronics Ltd.	0.53%	• Larsen & Toubro Ltd.	2.23%
Hindustan Aeronautics Ltd.	0.35%	Rail Vikas Nigam Ltd.	0.11%
<b>Agricultural Food &amp; Other Products</b>	<b>0.68%</b>	<b>Consumable Fuels</b>	<b>0.50%</b>
Tata Consumer Products Ltd.	0.38%	Coal India Ltd.	0.50%
Marico Ltd.	0.19%	<b>Consumer Durables</b>	<b>2.53%</b>
Patanjali Foods Ltd.	0.12%	Titan Company Ltd.	0.76%
<b>Agricultural, Commercial &amp; Construction Vehicles</b>	<b>0.18%</b>	Asian Paints Ltd.	0.59%
Ashok Leyland Ltd.	0.18%	Dixon Technologies (India) Ltd.	0.32%
<b>Auto Components</b>	<b>1.29%</b>	Havells India Ltd.	0.21%
Samvardhana Motherson International Ltd.	0.21%	Voltaas Ltd.	0.18%
Bharat Forge Ltd.	0.16%	Blue Star Ltd.	0.15%
Tube Investments of India Ltd.	0.16%	Crompton Greaves Consumer Electricals Ltd.	0.12%
Sona Blw Precision Forgings Ltd.	0.13%	Kalyan Jewellers India Ltd.	0.11%
Bosch Ltd.	0.13%	Berger Paints India Ltd.	0.08%
MRF Ltd.	0.13%	<b>Diversified Fmcg</b>	<b>3.37%</b>
Balkrishna Industries Ltd.	0.13%	• ITC Ltd.	2.20%
Exide Industries Ltd.	0.09%	Hindustan Unilever Ltd.	1.17%
UNO Minda Ltd.	0.09%	<b>Diversified Metals</b>	<b>0.40%</b>
Apollo Tyres Ltd.	0.07%	Vedanta Ltd.	0.40%
<b>Automobiles</b>	<b>4.61%</b>	<b>Electrical Equipment</b>	<b>1.27%</b>
Mahindra & Mahindra Ltd.	1.37%	Suzlon Energy Ltd.	0.35%
Maruti Suzuki India Ltd.	0.94%	Siemens Ltd.	0.24%
Tata Motors Ltd.	0.78%	CG Power and Industrial Solutions Ltd.	0.22%
Bajaj Auto Ltd.	0.52%	ABB India Ltd.	0.15%
Eicher Motors Ltd.	0.39%	Bharat Heavy Electricals Ltd.	0.14%
TVS Motor Company Ltd.	0.31%	Ge Vernova T&D India Ltd.	0.08%
Hero Motocorp Ltd.	0.29%	Thermax Ltd.	0.07%
<b>Banks</b>	<b>20.16%</b>	<b>Ferrous Metals</b>	<b>1.70%</b>
• HDFC Bank Ltd.	7.91%	Tata Steel Ltd.	0.68%
• ICICI Bank Ltd.	5.10%	JSW Steel Ltd.	0.55%
• Axis Bank Ltd.	1.74%	Jindal Steel & Power Ltd.	0.19%
• Kotak Mahindra Bank Ltd.	1.68%	Jindal Stainless Ltd.	0.11%
State Bank Of India	1.59%	Steel Authority Of India Ltd.	0.09%
IndusInd Bank Ltd.	0.39%	Lloyds Metals & Energy Ltd.	0.07%
The Federal Bank Ltd.	0.26%	<b>Fertilizers &amp; Agrochemicals</b>	<b>0.46%</b>
Bank Of Baroda	0.22%	UPL Ltd.	0.19%
IDFC First Bank Ltd.	0.22%	PI Industries Ltd.	0.15%
AU Small Finance Bank Ltd.	0.19%	Coromandel International Ltd.	0.12%
Yes Bank Ltd.	0.19%	<b>Finance</b>	<b>5.17%</b>
Punjab National Bank	0.18%	Bajaj Finance Ltd.	1.43%
Canara Bank	0.16%	Bajaj Finserv Ltd.	0.61%
Union Bank Of India	0.13%	Shriram Finance Ltd.	0.52%
Indian Bank	0.11%	jio Financial Services Ltd	0.41%
Karur Vysya Bank Ltd.	0.09%	Cholamandalam Investment And Finance Company Ltd.	0.35%
<b>Beverages</b>	<b>0.76%</b>	Power Finance Corporation Ltd.	0.32%
Varun Beverages Ltd.	0.35%	Bajaj Holdings & Investment Ltd.	0.30%
United Spirits Ltd.	0.23%	Rural Electrification Corporation Ltd.	0.27%
Radico Khaitan Ltd.	0.10%	Sundaram Finance Ltd.	0.19%
United Breweries Ltd.	0.09%	SBI Cards & Payment Services Ltd.	0.15%
<b>Capital Markets</b>	<b>1.14%</b>	Muthoot Finance Ltd.	0.14%
BSE Ltd.	0.38%	Indian Railway Finance Corporation Ltd.	0.12%
HDFC Asset Management Company Ltd.	0.22%	Cholamandalam Financial Holdings Ltd.	0.10%
Multi Commodity Exchange Of India Ltd.	0.15%	Mahindra & Mahindra Financial Services Ltd.	0.10%
Central Depository Services (India) Ltd.	0.12%	LIC Housing Finance Ltd.	0.09%
360 One Wam Ltd.	0.12%	Five-Star Business Finance Ltd.	0.09%
Computer Age Management Services Ltd.	0.09%	<b>Financial Technology (Fintech)</b>	<b>0.44%</b>
Angel One Ltd.	0.07%	PB Fintech Ltd.	0.29%
<b>Cement &amp; Cement Products</b>	<b>1.80%</b>	One 97 Communications Ltd	0.15%
Ultratech Cement Ltd.	0.69%	<b>Food Products</b>	<b>0.79%</b>
Grasim Industries Ltd.	0.51%	Nestle India Ltd.	0.47%
Shree Cements Ltd.	0.21%	Britannia Industries Ltd.	0.32%
Ambuja Cements Ltd.	0.19%	<b>Gas</b>	<b>0.55%</b>
JK Cement Ltd.	0.11%	GAIL (India) Ltd.	0.25%
Dalmia Bharat Ltd.	0.08%	Petronet LNG Ltd.	0.13%
<b>Chemicals &amp; Petrochemicals</b>	<b>0.92%</b>	Adani total gas Ltd.	0.09%
Pidilite Industries Ltd.	0.24%	Indraprastha Gas Ltd.	0.08%
SRF Ltd.	0.24%	<b>Healthcare Services</b>	<b>1.07%</b>
Solar Industries India Ltd.	0.13%	MAX Healthcare Institute Ltd	0.44%
Gujarat Fluorochemicals Ltd.	0.09%	Apollo Hospitals Enterprise Ltd.	0.37%
Navin Fluorine International Ltd.	0.08%	Fortis Healthcare Ltd.	0.19%
Deepak Nitrite Ltd.	0.08%	Krishna Institute of Medical Sciences	0.08%
Linde India Ltd.	0.07%	<b>Industrial Manufacturing</b>	<b>0.08%</b>
<b>Commercial Services &amp; Supplies</b>	<b>0.08%</b>		

## Benchmark

Nifty 500 TRI

## Quantitative Indicators

Annual Portfolio Turnover Ratio :  
Equity - 0.01 times

With effect from December 18, 2024, Ms. Priya Sridhar has ceased to be the fund manager.  
The figures are not netted for derivative transactions.  
Refer Disclaimer of NSE, BSE, NSE Indices Limited (NSE Indices) on page no. 102, respectively.  
@@ Total Expense Ratio is as on the last business day of the month.  
The Schemes do not offer any Plans/Options.  
For Index Methodology: Refer page no. from 83 to 87, For IDCW History: Refer page no. 104, For SIP Returns: Refer page no. 103, For Investment Objective: Refer page no. from 105 to 107.

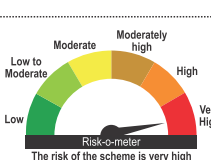
## Riskometer

This product labelling is applicable only to the scheme

This Product is suitable for investors who are seeking\*:

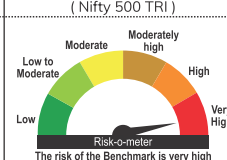
- Long term wealth creation solution
- An index fund that seeks to track returns by investing in a basket of Nifty 500 Index stocks and aims to achieve returns of the stated index, subject to tracking error.

### Scheme



The risk of the scheme is very high

### Benchmark (Nifty 500 TRI)



The risk of the Benchmark is very high

\*Investors should consult their financial advisers if in doubt about whether the product is suitable for them.

# ICICI Prudential Nifty 500 Index Fund

(An open ended index scheme replicating Nifty 500 Index)

Category  
Index Schemes

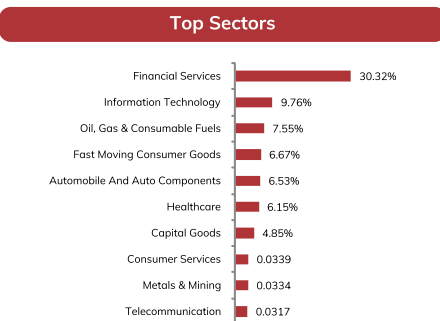
## Portfolio as on February 28, 2025

Company/Issuer	% to NAV	Company/Issuer	% to NAV
Mazagon Dock Shipbuilders Ltd	0.08%	Zomato Ltd.	0.92%
<b>Industrial Products</b>	<b>0.86%</b>	Trent Ltd.	0.65%
Cummins India Ltd.	0.22%	Info Edge (India) Ltd.	0.33%
APL Apollo Tubes Ltd.	0.16%	Avenue Supermarts Ltd.	0.30%
Polycab India Ltd.	0.14%	FSN E-Commerce Ventures Ltd.	0.13%
Supreme Industries Ltd.	0.13%	<b>Telecom - Services</b>	<b>2.98%</b>
KEI Industries Ltd.	0.11%	• Bharti Airtel Ltd.	2.53%
Astral Ltd.	0.10%	Indus Towers Ltd.	0.24%
<b>Insurance</b>	<b>1.40%</b>	Vodafone Idea Ltd.	0.12%
HDFC Life Insurance Company Ltd.	0.39	Tata Communications Ltd.	0.09%
SBI Life Insurance Company Ltd.	0.38%	<b>Textiles &amp; Apparels</b>	<b>0.15%</b>
ICICI Lombard General Insurance Company Ltd.	0.24%	Page Industries Ltd.	0.15%
Max Financial Services Ltd.	0.15%	<b>Transport Infrastructure</b>	<b>0.62%</b>
ICICI Prudential Life Insurance Company Ltd.	0.13%	Adani Ports and Special Economic Zone Ltd.	0.47%
Life Insurance Corporation of India	0.10%	Gmr Airports Ltd.	0.15%
<b>IT - Services</b>	<b>0.07%</b>	<b>Transport Services</b>	<b>0.71%</b>
L&T Technology Services Ltd.	0.07%	Interglobe Aviation Ltd.	0.53%
<b>IT - Software</b>	<b>9.19%</b>	Container Corporation Of India Ltd.	0.10%
• Infosys Ltd.	3.65%	Delhivery Ltd.	0.08%
• Tata Consultancy Services Ltd.	2.13%	<b>Equity less than 1% of corpus</b>	<b>9.93%</b>
HCL Technologies Ltd.	1.00%	<b>Short Term Debt and net current assets</b>	<b>2.00%</b>
Tech Mahindra Ltd.	0.57%	<b>Total Net Assets</b>	<b>100.00%</b>
Wipro Ltd.	0.47%		
Persistent Systems Ltd.	0.33%		
COFORGE Ltd.	0.29%		
LTI Mindtree Ltd.	0.26%		
Mphasis Ltd.	0.15%		
KPIIT Technologies Ltd	0.12%		
Tata Elxsi Ltd.	0.11%		
Oracle Financial Services Software Ltd.	0.11%		
<b>Leisure Services</b>	<b>0.64%</b>		
The Indian Hotels Company Ltd.	0.38%		
Jubilant Foodworks Ltd.	0.14%		
Indian Railway Catering and Tourism Corporation Ltd.	0.12%		
<b>Metals &amp; Minerals Trading</b>	<b>0.31%</b>		
Adani Enterprises Ltd.	0.31%		
<b>Minerals &amp; Mining</b>	<b>0.13%</b>		
NMDC Ltd.	0.13%		
<b>Non - Ferrous Metals</b>	<b>0.65%</b>		
Hindalco Industries Ltd.	0.55%		
National Aluminium Company Ltd.	0.10%		
<b>Oil</b>	<b>0.64%</b>		
Oil & Natural Gas Corporation Ltd.	0.52%		
Oil India Ltd.	0.11%		
<b>Personal Products</b>	<b>0.67%</b>		
Godrej Consumer Products Ltd.	0.23%		
Colgate - Palmolive (India) Ltd.	0.20%		
Dabur India Ltd.	0.17%		
Procter & Gamble Hygiene and Health Care Ltd.	0.07%		
<b>Petroleum Products</b>	<b>5.59%</b>		
• Reliance Industries Ltd.	4.89%		
Bharat Petroleum Corporation Ltd.	0.28%		
Indian Oil Corporation Ltd.	0.26%		
Hindustan Petroleum Corporation Ltd.	0.17%		
<b>Pharmaceuticals &amp; Biotechnology</b>	<b>4.04%</b>		
Sun Pharmaceutical Industries Ltd.	1.03%		
Cipla Ltd.	0.46%		
Divi's Laboratories Ltd.	0.41%		
Dr. Reddy's Laboratories Ltd.	0.41%		
Lupin Ltd.	0.27%		
Aurobindo Pharma Ltd.	0.18%		
Torrent Pharmaceuticals Ltd.	0.16%		
Alkem Laboratories Ltd.	0.15%		
Mankind Pharma Ltd	0.14%		
Zydus Lifesciences Ltd.	0.13%		
Laurus Labs Ltd.	0.12%		
Glenmark Pharmaceuticals Ltd.	0.12%		
IPCA Laboratories Ltd.	0.11%		
Suven Pharmaceuticals Ltd.	0.09%		
Abbott India Ltd.	0.09%		
Biocon Ltd.	0.08%		
Gland Pharma Ltd.	0.07%		
<b>Power</b>	<b>2.85%</b>		
NTPC Ltd.	0.88%		
Power Grid Corporation Of India Ltd.	0.68%		
Tata Power Company Ltd.	0.34%		
Adani Power Ltd.	0.23%		
JSW Energy Ltd	0.15%		
Torrent Power Ltd.	0.14%		
Adani Green Energy Ltd.	0.14%		
Adani Energy Solutions Ltd.	0.14%		
NHPC Ltd.	0.14%		
<b>Realty</b>	<b>1.08%</b>		
DLF Ltd.	0.24%		
Macrotech Developers Ltd.	0.19%		
Godrej Properties Ltd.	0.17%		
The Phoenix Mills Ltd.	0.17%		
Prestige Estates Projects Ltd.	0.11%		
Oberoi Realty Ltd.	0.10%		
Brigade Enterprises Ltd.	0.08%		
<b>Retailing</b>	<b>2.33%</b>		

Top 7 Groups Exposure	
Group Name	Exposure (%)
HDFC	8.52
Tata	6.69
ICICI	5.51
Mukesh Ambani	5.33
Government of India	5.05
Indian Private-Infosys Ltd.	3.65
Bajaj	2.86

Capital Line, CRISIL Research

Tracking Difference Data (%) as on 28th February 2025					
ICICI Prudential Nifty 500 Index Fund - Direct Plan - Growth					
1 Year	3 Years	5 Years	10 Years	Since Inception	
-	-	-	-	-	0.18
ICICI Prudential Nifty 500 Index Fund - Regular Plan - Growth					
1 Year	3 Years	5 Years	10 Years	Since Inception	
-	-	-	-	-	0.08



---

**ICICI Prudential Mutual Fund Corporate Office**

ONE BKC, A - Wing, 13th Floor, Bandra-Kurla Complex, Mumbai 400 051, India.

Tel: 022 - 26525000 Fax: 022 - 26528100, website: [www.icicipruamc.com](http://www.icicipruamc.com), email id: [enquiry@icicipruamc.com](mailto:enquiry@icicipruamc.com)

## Statutory Details & Risk Factors

### **Mutual Fund investments are subject to market risks, read all scheme related documents carefully.**

Disclaimer: In the preparation of the material contained in this document, the AMC has used information that is publicly available, including information developed in-house. Some of the material(s) used in the document may have been obtained from members/persons other than the AMC and/or its affiliates and which may have been made available to the AMC and/or to its affiliates. Information gathered and material used in this document is believed to be from reliable sources. The AMC however does not warrant the accuracy, reasonableness and / or completeness of any information. We have included statements / opinions / recommendations in this document, which contain words, or phrases such as "will", "expect", "should", "believe" and similar expressions or variations of such expressions, that are "forward looking statements". Actual results may differ materially from those suggested by the forward looking statements due to risk or uncertainties associated with our expectations with respect to, but not limited to, exposure to market risks, general economic and political conditions in India and other countries globally, which have an impact on our services and / or investments, the monetary and interest policies of India, inflation, deflation, unanticipated turbulence in interest rates, foreign exchange rates, equity prices or other rates or prices etc. ICICI Prudential Asset Management Company Limited (including its affiliates), the Mutual Fund, The Trust and any of its officers, directors, personnel and employees, shall not be liable for any loss, damage of any nature, including but not limited to direct, indirect, punitive, special, exemplary, consequential, as also any loss of profit in any way arising from the use of this material in any manner. Further, the information contained herein should not be construed as forecast or promise. The recipient alone shall be fully responsible/are liable for any decision taken on this material.