

# ICICI Prudential Nifty PSU Bond Plus SDL Sep 2027 40:60 Index Fund

(An open-ended target maturity Index Fund investing in the constituents of Nifty PSU Bond Plus SDL Sep 2027 40:60 Index. A moderate interest rate risk and relatively low credit risk)

Category  
Index Schemes

## Returns of ICICI Prudential Nifty PSU Bond Plus SDL Sep 2027 40:60 Index Fund - Growth Option as on November 30, 2024

Particulars	1 Year		3 Years		5 Years		Since inception	
	CAGR (%)	Current Value of Investment of Rs. 10000	CAGR (%)	Current Value of Investment of Rs. 10000	CAGR (%)	Current Value of Investment of Rs. 10000	CAGR (%)	Current Value of Investment of Rs. 10000
<b>Scheme</b>	<b>8.54</b>	<b>10854.37</b>	<b>5.35</b>	<b>11693.51</b>	-	-	<b>5.27</b>	<b>11770.80</b>
Nifty PSU Bond Plus SDL Sep 2027 40:60 Index (Benchmark)	8.91	10890.99	5.81	11846.30	-	-	5.79	11955.44
CRISIL 10 Year Gilt Index (Additional Benchmark)	10.39	11039.17	5.56	11761.87	-	-	5.34	11795.20
<b>NAV (Rs.) Per Unit (as on November 29,2024 : 11.7708)</b>	<b>10.8443</b>		<b>10.0661</b>		<b>-</b>		<b>10.0000</b>	

- Notes:
- Different plans shall have different expense structure. The performance details provided herein are of ICICI Prudential Nifty PSU Bond Plus SDL Sep 2027 40:60 Index Fund.
  - The scheme is currently managed by Darshil Dedhia & Rohit Lakhota. Mr. Darshil Dedhia has been managing this fund since January 2024. Total Schemes managed by the Fund Manager are 16 (16 are jointly managed). Mr. Rohit Lakhota has been managing this fund since June 2023. Total Schemes managed by the Fund Manager are 17 (17 are jointly managed). Refer annexure from page no. 84 to 95 for performance of other schemes currently managed by Darshil Dedhia & Rohit Lakhota.
  - Date of inception: 28-Sep-21.
  - As the Scheme has completed more than 3 year but less than 5 years, the performance details of since inception, 1 year and 3 years are provided herein.
  - Past performance may or may not be sustained in future and the same may not necessarily provide the basis for comparison with other investment.
  - Load (if any) is not considered for computation of returns.
  - In case, the start/end date of the concerned period is a nonbusiness date (NBD), the NAV of the previous date is considered for computation of returns. The NAV per unit shown in the table is as on the start date of the said period
  - NAV is adjusted to the extent of IDCW declared (if any) for computation of returns.
  - The performance of the scheme is benchmarked to the Total Return variant of the Index.
  - Ms. Chandni Gupta has ceased to be a fund manager of this scheme with effect from January 22, 2024.

### Potential Risk Class (PRC)

Credit Risk →	Relatively Low (Class A)	Moderate (Class B)	Relatively High (Class C)
Interest Rate Risk ↓			
Relatively Low (Class I)			
Moderate (Class II)	A-II		
Relatively High (Class III)			

### Scheme Details

#### Fund Managers :

Darshil Dedhia (Managing this fund since January, 2024 & Overall 12 years of experience) (w.e.f. January 22, 2024)

Rohit Lakhota (Managing this fund since June, 2023 & Overall 14 years of experience) (w.e.f. June 12, 2023)

Indicative Investment Horizon: 2 years

Inception/Allotment date: 28-Sep-21

Monthly AAUM as on 30-Nov-24 : Rs. 8,723.60 crores  
Closing AUM as on 30-Nov-24 : Rs. 8,651.67 crores

Application Amount for fresh Subscription :  
Rs. 1,000/- (plus in multiple of Re. 1)

Min.Addl.Investment :  
Rs. 500/- and in multiples of Re. 1/-

NAV (As on 29-Nov-24):  
Growth Option : 11.7708  
Direct Plan Growth Option : 11.8446

Exit Load :  
Nil (w.e.f. 15th Nov 2021)

Total Expense Ratio @ :  
Other : 0.39% p. a.  
Direct : 0.20% p. a.

### Portfolio as on November 30, 2024

Company/Issuer	Rating	% to NAV
<b>Government Securities - Short Term<sup>®</sup></b>		
07.45% Rajasthan SDL 2027	SOV	8.21%
07.18% Tamil Nadu SDL 2027	SOV	7.76%
07.20% Maharashtra SDL 2027	SOV	6.05%
08.61% Tamil Nadu SDL 2027	SOV	2.95%
07.46% Madhya Pradesh SDL 2027	SOV	2.31%
07.47% Uttar Pradesh SDL 2027	SOV	1.98%
07.33% Maharashtra SDL 2027	SOV	1.94%
06.38% Maharashtra SDL 2027	SOV	1.88%
07.21% Tamil Nadu SDL 2027	SOV	1.77%
07.21% Gujarat SDL 2027	SOV	1.51%
7.47% Chhattisgarh SDL 2027	SOV	1.35%
06.43% Maharashtra SDL 2027	SOV	1.21%
06.75% Bihar SDL 2027	SOV	1.09%
07.17% Gujarat SDL 2027	SOV	0.96%
07.37% Uttar Pradesh SDL 2027	SOV	0.96%
07.30% Himachal Pradesh SDL 2027	SOV	0.87%
07.25% Gujarat SDL 2027	SOV	0.82%
07.29% Uttar Pradesh SDL 2027	SOV	0.81%
06.45% Bihar SDL 2027	SOV	0.80%
07.29% Haryana SDL 2027	SOV	0.73%
06.12% Karnataka SDL 2027	SOV	0.67%
07.42% Jammu & Kashmir SDL 2027	SOV	0.64%
07.30% Assam SDL 2027	SOV	0.64%
07.61% Telangana SDL 2027	SOV	0.59%
07.22% Madhya Pradesh SDL 2027	SOV	0.58%
06.28% Gujarat SDL 2027	SOV	0.57%
07.03% Telangana SDL 2027	SOV	0.54%
07.40% Uttarakhand SDL 2027	SOV	0.53%
7.29% Assam SDL 2027	SOV	0.50%
<b>Corporate Securities</b>		
NABARD	ICRA AAA	11.57%
Power Finance Corporation Ltd.	CRISIL AAA	9.64%
Indian Railway Finance Corporation Ltd.	CRISIL AAA	8.47%
Power Grid Corporation Of India Ltd.	CRISIL AAA	3.44%
Export-Import Bank Of India	CRISIL AAA	3.35%
NHPC Ltd.	FITCH AAA	1.29%

### Benchmark

#### Nifty PSU Bond Plus SDL Sep 2027 40:60 Index

#### Quantitative Indicators - Debt Component

Average Maturity : 2.63 Years	Modified Duration : 2.29 Years
Macaulay Duration : 2.40 Years	Annualised Portfolio YTM*: 7.21%

\* in case of semi annual YTM, it will be annualised

#### Quantitative Indicators

Std Dev (Annualised) (3yrs) 2.17%	Sharpe Ratio : -0.70	Portfolio Beta : 1.01
Tracking Error (1yr): 0.59%		

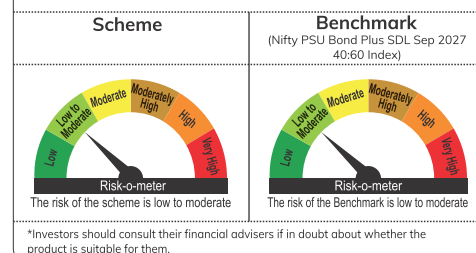
@ Total Expense Ratio is as on the last business day of the month. The Schemes do not offer any Plans/Options. Refer Disclaimer of NSE, BSE, NSE Indices Limited (NSE Indices) on page no. 99, respectively. For Index Methodology : Refer page no. from 81 to 84. For IDCW History : Refer page no. 101. For SIP Returns : Refer page no. 98 to 100. For Investment Objective : Refer page no. from 102 to 104.

#### Riskometer

This product labelling is applicable only to the scheme

This Product is suitable for investors who are seeking\*:

- Income over long run
- An open-ended Target Maturity Index Fund tracking Nifty PSU Bond Plus SDL Sep 2027 40:60 Index, subject to tracking error.



# ICICI Prudential Nifty PSU Bond Plus SDL Sep 2027 40:60 Index Fund

(An open-ended target maturity Index Fund investing in the constituents of Nifty PSU Bond Plus SDL Sep 2027 40:60 Index. A moderate interest rate risk and relatively low credit risk)

Category  
Index Schemes

## Portfolio as on November 30, 2024

Company/Issuer	Rating	% to NAV
Debt less than 0.5% of corpus		7.44%
TREPS & Net Current Assets		3.58%
<b>Total Net Assets</b>		<b>100.00%</b>

@Short Term < 8 Years, Long Term > 8 Years.

Top 7 Groups Exposure	
Group Name	Exposure (%)
Government Of India Securities	58.47
Government Of India	19.65
Government Of India - FIS	18.30

Capital Line, CRISIL Research

### Tracking Difference Data (%) as on 30th November 2024

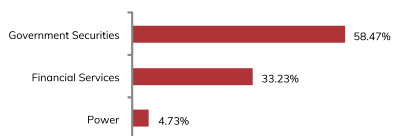
ICICI Prudential Nifty PSU Bond Plus SDL Sep 2027 40:60 Index Fund - Direct Plan - Growth

1 Year	3 Years	5 Years	10 Years	Since Inception
-0.16	-0.25	-	-	-0.31

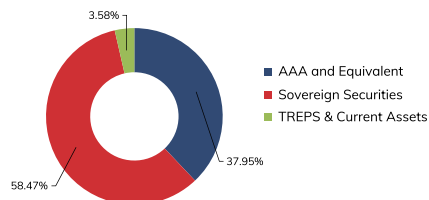
ICICI Prudential Nifty PSU Bond Plus SDL Sep 2027 40:60 Index Fund - Regular Plan - Growth

1 Year	3 Years	5 Years	10 Years	Since Inception
-0.37	-0.46	-	-	-0.52

### Top Sectors



### Rating Profile (as % of debt component)



---

**ICICI Prudential Mutual Fund Corporate Office**

ONE BKC, A - Wing, 13th Floor, Bandra-Kurla Complex, Mumbai 400 051, India.

Tel: 022 - 26525000 Fax: 022 - 26528100, website: [www.icicipruamc.com](http://www.icicipruamc.com), email id: [enquiry@icicipruamc.com](mailto:enquiry@icicipruamc.com)

## Statutory Details & Risk Factors

### **Mutual Fund investments are subject to market risks, read all scheme related documents carefully.**

Disclaimer: In the preparation of the material contained in this document, the AMC has used information that is publicly available, including information developed in-house. Some of the material(s) used in the document may have been obtained from members/persons other than the AMC and/or its affiliates and which may have been made available to the AMC and/or to its affiliates. Information gathered and material used in this document is believed to be from reliable sources. The AMC however does not warrant the accuracy, reasonableness and / or completeness of any information. We have included statements / opinions / recommendations in this document, which contain words, or phrases such as "will", "expect", "should", "believe" and similar expressions or variations of such expressions, that are "forward looking statements". Actual results may differ materially from those suggested by the forward looking statements due to risk or uncertainties associated with our expectations with respect to, but not limited to, exposure to market risks, general economic and political conditions in India and other countries globally, which have an impact on our services and / or investments, the monetary and interest policies of India, inflation, deflation, unanticipated turbulence in interest rates, foreign exchange rates, equity prices or other rates or prices etc. ICICI Prudential Asset Management Company Limited (including its affiliates), the Mutual Fund, The Trust and any of its officers, directors, personnel and employees, shall not be liable for any loss, damage of any nature, including but not limited to direct, indirect, punitive, special, exemplary, consequential, as also any loss of profit in any way arising from the use of this material in any manner. Further, the information contained herein should not be construed as forecast or promise. The recipient alone shall be fully responsible/are liable for any decision taken on this material.