ICICI Prudential Nifty Smallcap 250 ETF

(An open-ended Index Exchange Traded Fund tracking Nifty Smallcap 250 Index)

Category
ETFs

Scheme Details

Fund Managers :
Nishit Patel (Managing this fund since June, 2026 & Overall 7 years of experience)
Ashwini Bharucha (Managing this fund since June, 2026)
Venus Ahuja (Managing this fund since June, 2026 & Overall 3 years of experience)

Indicative Investment Horizon: 5 years and above

Inception/Allotment date: 19-June-2026

Monthly AAUM as on 31-Jul-26 : Rs. 8.69 crores
Closing AUM as on 31-Jul-26 : Rs. 8.92 crores

NAV (As on 31-Jul-26): Rs. 17.9421

Minimum Application Amount :
Through stock exchange – One unit and in multiples thereof. Directly with the mutual fund – in creation unit size viz. 3,00,000 and in multiples thereof

Exit load for Redemption / Switch out :- Lumpsum Investment Option
Nil

Exchange Listed on:
NSE and BSE

Codes & Symbols:
NSE : SMALLIETF
BSE : SMALLIETF | 544795
ISIN : INF109K1A476

Base Expense Ratio @@ :
Other : 0.21% p. a.

For TER, Investor may refer to our website at https://www.icicipruamc.com/about-us/financials-&-disclosures?currentTabFilter=Total+Expense+Ratio&subCatTabFilter=Total+Expense+Ratio

Portfolio as on July 31, 2026

Company/Issuer	% to NAV
Equity Shares	**99.84%**
Aerospace & Defense	**1.30%**
Data Patterns India Ltd.	0.60%
Garden Reach Shipbuilders & Engineers Ltd.	0.35%
Zen Technologies Ltd.	0.35%
Agricultural Food & Other Products	**0.94%**
CCL Products (India) Ltd.	0.38%
Balrampur Chini Mills Ltd.	0.30%
LT Foods Ltd.	0.26%
Agricultural, Commercial & Construction Vehicles	**0.31%**
BEML Ltd.	0.31%
Auto Components	**6.63%**
• Sona Blw Precision Forgings Ltd.	1.60%
Craftsman Automation Ltd.	0.66%
Amara Raja Energy and Mobility Ltd.	0.52%
ZF Commercial Vehicle Control Systems India Ltd	0.51%
Asahi India Glass Ltd.	0.49%
Motherson Sumi Wiring India Ltd.	0.48%
Belrise Industries Ltd.	0.42%
Gabriel India Ltd	0.34%
CEAT Ltd.	0.33%
Ramkrishna Forgings Ltd	0.31%
Minda Corporation Ltd.	0.26%
CIE Automotive India Ltd	0.24%
JK Tyre & Industries Ltd.	0.23%
Tenneco Clean Air India Ltd.	0.23%
Automobiles	**2.16%**
• Ather Energy LTD.	1.12%
Ola Electric Mobility Ltd.	0.41%
Force Motors Ltd.	0.38%
Olectra Greentech Ltd	0.25%
Banks	**5.04%**
• Karur Vysya Bank Ltd.	1.50%
• RBL Bank Ltd.	1.08%
City Union Bank Ltd.	0.92%
Bandhan Bank Ltd.	0.74%
The Jammu & Kashmir Bank Ltd.	0.32%
Central Bank Of India	0.25%
Indian Overseas Bank	0.23%
Capital Markets	**5.82%**
• Central Depository Services (India) Ltd.	1.10%
Angel One Ltd.	0.90%
Computer Age Management Services Ltd.	0.89%
Anand Rathi Wealth Ltd.	0.86%
Nuvama Wealth & Investment Ltd.	0.65%
Kfin Technologies Ltd.	0.58%
Indian Energy Exchange Ltd.	0.49%
Aditya Birla Sun Life AMC Ltd.	0.34%
Cement & Cement Products	**0.54%**
The Ramco Cements Ltd.	0.54%
Chemicals & Petrochemicals	**5.11%**
• Navin Fluorine International Ltd.	1.29%
Himadri Speciality Chemical Ltd.	0.82%
Deepak Nitrite Ltd.	0.53%
Atul Ltd.	0.49%
Tata Chemicals Ltd.	0.49%
Deepak Fertilizers and Petrochemicals Corporation Ltd.	0.48%
Aarti Industries Ltd.	0.47%
Jubilant Ingrevia Ltd.	0.29%
PCBL Chemical Ltd.	0.26%
Commercial Services & Supplies	**1.68%**
Redington (India) Ltd.	0.89%
Firstsource Solutions Ltd.	0.45%
Eclerx Services Ltd.	0.35%
Construction	**2.91%**
Kalpataru Projects International Ltd	0.68%
NBCC (India) Ltd.	0.46%
IRB Infrastructure Developers Ltd.	0.36%
ITD Cementation India Ltd.	0.35%
Engineers India Ltd.	0.28%
KEC International Ltd.	0.28%
NCC Ltd.	0.27%
Techno Electric & Engineering Company Ltd.	0.23%
Consumer Durables	**2.97%**
Crompton Greaves Consumer Electricals Ltd.	0.78%
Amber Enterprises India Ltd.	0.75%
Kajaria Ceramics Ltd.	0.46%
Pg Electroplast Ltd.	0.46%
Whirlpool of India Ltd.	0.28%
Jsw Dulux Ltd.	0.23%
Electrical Equipment	**1.04%**
Schneider Electric Infrastructure Ltd.	0.37%
Inox Wind Ltd.	0.35%
Triveni Turbine Ltd.	0.33%
Entertainment	**1.10%**
Zee Entertainment Enterprises Ltd.	0.49%
PVR INOX Ltd.	0.37%
Sun TV Network Ltd.	0.23%
Ferrous Metals	**0.23%**
NMDC Steel Ltd.	0.23%
Fertilizers & Agrochemicals	**1.38%**
Chambal Fertilisers & Chemicals Ltd.	0.30%
Paradeep Phosphates Ltd.	0.30%
Sumitomo Chemical India Ltd.	0.29%
Bayer Cropscience Ltd.	0.25%
The Fertilisers and Chemicals.	0.24%
Finance	**9.39%**
• Dewan Housing Finance Corporation Ltd.	1.15%
Manappuram Finance Ltd.	0.95%
PNB Housing Finance Ltd.	0.92%
Poonawalla Fincorp Ltd.	0.77%
Cholamandalam Financial Holdings Ltd.	0.71%
IIFL Finance Ltd.	0.66%
Sammaan Capital Ltd.	0.58%
Home First Finance Company India Ltd.	0.53%
Five-Star Business Finance Ltd.	0.49%
Aptus Value Housing Finance	0.43%
Capri Global Capital Ltd.	0.42%
CreditAccess Grameen Ltd.	0.40%
Choice International Ltd.	0.33%
Can Fin Homes Ltd.	0.32%
Aavas Financiers Ltd.	0.25%
Aadhar Housing Finance Ltd.	0.25%
IFCI Ltd.	0.24%
Food Products	**0.62%**
EID Parry (India) Ltd.	0.36%
Zydus Wellness Ltd.	0.26%
Gas	**1.54%**
Aegis Logistics Ltd.	0.75%
Indraprastha Gas Ltd.	0.50%
Mahanagar Gas Ltd.	0.30%
Healthcare Equipment & Supplies	**0.30%**
Poly Medicure Ltd	0.30%
Healthcare Services	**4.52%**
• Krishna Institute of Medical Sciences	0.97%
Aster DM Quality Care Ltd	0.97%
Dr Lal Pathlabs Ltd.	0.69%
Narayana Hrudayalaya Ltd.	0.65%
Rainbow Childrens Medicare Ltd	0.35%
Syngene International Ltd.	0.34%
Vijaya Diagnostic Centre Ltd.	0.31%
Indegene Ltd.	0.25%
Industrial Manufacturing	**2.10%**
Kaynes Technology India Ltd.	0.55%
Syrma SGS Technology Ltd.	0.49%
Aditya Infotech Ltd	0.43%
Jyoti CNC Automation Ltd	0.32%
Titagarh Rail Systems Ltd.	0.31%
Industrial Products	**6.70%**
• Welspun Corp Ltd.	1.01%
Kirloskar Oil Engines Ltd.	0.85%
Carborundum Universal Ltd.	0.57%
Elgi Equipments Ltd.	0.57%
Timken India Ltd.	0.52%
PTC Industries Ltd	0.50%
Usha Martin Ltd.	0.42%
RR Kabel Ltd.	0.40%
HBL Engineering Ltd.	0.38%
Finolex Cables Ltd.	0.35%

Benchmark

Nifty Smallcap 250 TRI

Quantitative Indicators

P/E :	P/B :	Dividend Yield :
34.25	3.56	0.64

The figures are not netted for derivative transactions.
Refer Disclaimer of NSE, BSE, NSE Indices Limited (NSE Indices) on page no. 102, respectively.
Refer Disclaimer of BSE Index Services Private Limited ("BISPL") on page no. 102.
@@ Base Expense Ratio is as on the last business day of the month.
The Schemes do not offer any Plans/Options.
For Index Methodology : Refer page no. from 93 to 97, For IDCW History : Refer page no. 139, For SIP Returns : Refer page no. 133 to 138, For Investment Objective : Refer page no. from 140 to 142. For Direct returns: Refer page no. from 113 to 131.

Riskometer

This product labelling is applicable only to the scheme

This Product is suitable for investors who are seeking*:
- Long term wealth creation
- An Exchange Traded Fund that aims to provide returns that closely correspond to the returns provided by Nifty Smallcap 250 Index, subject to tracking error.

Scheme

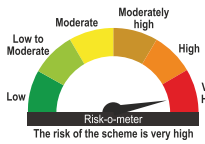

The risk of the scheme is very high

Benchmark (Nifty Smallcap 250 TRI)

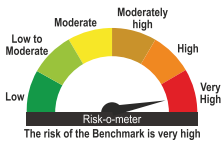

The risk of the Benchmark is very high

*Investors should consult their financial advisers if in doubt about whether the product is suitable for them.

ICICI Prudential Nifty Smallcap 250 ETF

(An open-ended Index Exchange Traded Fund tracking Nifty Smallcap 250 Index)

Category
ETFs

Portfolio as on July 31, 2026

Company/Issuer	% to NAV
Shyam Metalics & Energy Ltd	0.34%
Jindal Saw Ltd.	0.28%
Godawari Power And Ispat Ltd.	0.28%
HEG Ltd.	0.25%
Insurance	**1.19%**
Star Health & Allied Insurance	0.66%
Go Digit General Insurance Ltd	0.28%
Niva Bupa Health Insurance Company Ltd.	0.25%
It - Services	**2.70%**
Tata Technologies Ltd	0.60%
Affle India Ltd.	0.47%
Sagility India Ltd	0.46%
Inventurus Knowledge Solutions Ltd.	0.44%
Netweb Technologies India	0.40%
Cyient Ltd.	0.33%
It - Software	**1.10%**
Intellect Design Arena Ltd.	0.30%
Sonata Software Ltd.	0.29%
Zensar Technologies Ltd.	0.27%
Birlasoft Ltd.	0.23%
Leisure Services	**1.29%**
EIH Ltd.	0.30%
Chalet Hotels Ltd.	0.27%
Lemon Tree Hotels Ltd.	0.25%
TBO Tek Ltd.	0.24%
Devyani International Ltd	0.23%
Minerals & Mining	**0.24%**
Gravita India Ltd.	0.24%
Non - Ferrous Metals	**0.75%**
Hindustan Copper Ltd.	0.75%
Other Consumer Services	**0.31%**
Physicswallah Ltd.	0.31%
Personal Products	**0.93%**
Emami Ltd.	0.36%
Honasa Consumer Ltd.	0.28%
Gillette India Ltd.	0.28%
Petroleum Products	**0.69%**
Castrol India Ltd.	0.41%
Chennai Petroleum Corporation Ltd.	0.28%
Pharmaceuticals & Biotechnology	**8.00%**
Gland Pharma Ltd.	0.93%
Sai Life Sciences Ltd.	0.84%
Wockhardt Ltd.	0.75%
Neuland Laboratories Ltd.	0.75%
Acutaas Chemicals Ltd.	0.74%
Onesource Specialty Pharma Ltd	0.59%
Piramal Pharma Ltd.	0.57%
Granules India Ltd.	0.56%
Natco Pharma Ltd.	0.38%
Jubilant Pharmova Sciences Ltd	0.35%
Eris Lifesciences Ltd.	0.34%
Pfizer Ltd.	0.34%
Cohance Lifesciences Ltd.	0.32%
Emcure Pharmaceuticals Ltd.	0.31%
Caplin Point Laboratories Ltd.	0.23%
Power	**1.91%**
CESC Ltd.	0.49%
Jaiprakash Power Ventures Ltd.	0.41%
Nava Bharat Ventures Ltd.	0.36%
Acme Solar Holdings Ltd	0.34%
Reliance Power Ltd.	0.32%
Realty	**1.57%**
Brigade Enterprises Ltd.	0.50%
Anant Raj Ltd	0.44%
Aditya Birla Real Estate Ltd.	0.35%
Sobha Ltd.	0.28%
Retailing	**1.52%**
Cartrade Tech Ltd	0.53%
Meesho Ltd	0.47%
Indiamart Intermesh Ltd.	0.26%
Aditya Birla Lifestyle Brands Ltd.	0.26%
Telecom - Services	**0.92%**
HFCL Ltd.	0.92%
Textiles & Apparels	**0.50%**
Vardhman Textiles Ltd.	0.27%
Welspun India Ltd.	0.23%
Transport Services	**2.11%**
• Delhivery Ltd.	1.26%
The Great Eastern Shipping Company Ltd.	0.62%
The Shipping Corporation Of India Ltd.	0.23%
Equity less than 1% of corpus	**9.79%**
Short Term Debt and net current assets	**0.16%**
Total Net Assets	**100.00%**

• Top Ten Holdings

Top 7 Groups Exposure

Group Name	Exposure (%)
Government Of India	3.72
Piramal Ajay G	1.72
Murugappa Group	1.64
Indian Private-Sona Blw Precision Forgings	1.60
Indian Private-Karur Vysya Bank Ltd.	1.50
Goenka Sanjiv	1.37
Padmanabh Mafatlal Group	1.29

Capital Line, CRISIL Research

Tracking Difference Data (%) as on 31st July 2026

One Year	Three Year	Five Year	Ten Year	Since Inception
-	-	-	-	-0.15

Top Sectors

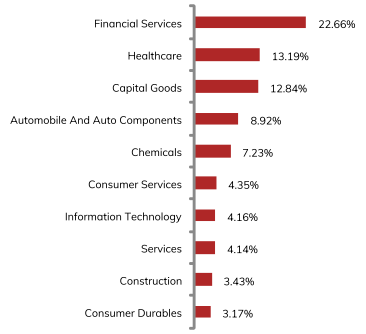

ICICI Prudential Mutual Fund Corporate Office
ONE BKC, A - Wing, 13th Floor, Bandra-Kurla Complex, Mumbai 400 051, India.
Tel: 022 - 26525000 Fax: 022 - 26528100, website: www.icicipruamc.com, email id: enquiry@icicipruamc.com

Statutory Details & Risk Factors

Mutual Fund investments are subject to market risks, read all scheme related documents carefully.

Disclaimer: In the preparation of the material contained in this document, the AMC has used information that is publicly available, including information developed in-house. Some of the material(s) used in the document may have been obtained from members/persons other than the AMC and/or its affiliates and which may have been made available to the AMC and/or to its affiliates. Information gathered and material used in this document is believed to be from reliable sources. The AMC however does not warrant the accuracy, reasonableness and / or completeness of any information. We have included statements / opinions / recommendations in this document, which contain words, or phrases such as "will", "expect", "should", "believe" and similar expressions or variations of such expressions, that are "forward looking statements". Actual results may differ materially from those suggested by the forward looking statements due to risk or uncertainties associated with our expectations with respect to, but not limited to, exposure to market risks, general economic and political conditions in India and other countries globally, which have an impact on our services and / or investments, the monetary and interest policies of India, inflation, deflation, unanticipated turbulence in interest rates, foreign exchange rates, equity prices or other rates or prices etc. ICICI Prudential Asset Management Company Limited (including its affiliates), the Mutual Fund, The Trust and any of its officers, directors, personnel and employees, shall not liable for any loss, damage of any nature, including but not limited to direct, indirect, punitive, special, exemplary, consequential, as also any loss of profit in any way arising from the use of this material in any manner. Further, the information contained herein should not be construed as forecast or promise. The recipient alone shall be fully responsible/are liable for any decision taken on this material.